


WPANT40001

Flexible Cellular Antenna for Smart Meters (AMI)



WPANT40001-SC1

8" micro co-ax with IPX MHF connector

Note: Different cable and connector style requests can be accommodated.

Application

This antenna is tuned to perform the best when wrapped around an energy meter. Its PTCRB focused high performance design is specifically tailored to sustain high noise environments that exist in a typical energy meter.

We can assist your engineers to optimize mounting positions for these antennas in your specific application and can further help troubleshoot system integration issues such as TRP/TIS and FCC requirements.

Electrical Properties


Operating Frequency	824 – 960 MHz	1850 – 1990 MHz
Approximate Antenna Impedance [Ω]	50 Ω	50 Ω
VSWR (Typical)*	< 2.5:1	< 2.5:1
Peak Gain [dBi] (Typical)*	2.5 dBi	3.5 dBi
Efficiency [%] (Typical)*	65 %	60 %
Polarization	Linear	Linear
Pattern	Near Omni-directional	Near Omni-directional

*Note: The above mentioned relevant performance metrics are recorded with the Antenna wrapped around (installed) the meter's surface, inside the upper plastic cap/drum.

Mechanical / Environmental Properties

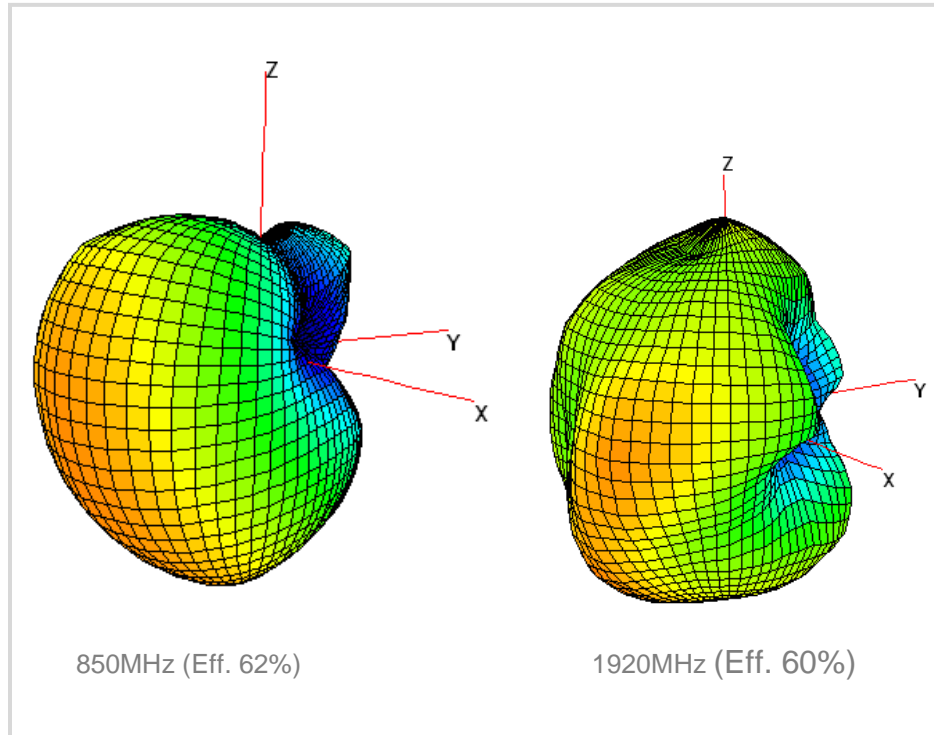
Antenna Dimensions	6.7" x 1.2" x 0.01" (170mm x 29.5mm x 0.25mm)
Antenna Color	Black
Tape	0.64mm thick Standard 3M double stick
Operating / Storage Temperature	-40°C to +90°C
UV Tolerance	100% UV Resistant
Environmental	Meets standards for UL 94V-0
Hazardous Materials	RoHS Compliant

Pictures (Antenna by itself and as installed on a typical Electric Utility Meter)





3D Radiation Pattern of the Antenna – as installed on the Meter



Note: The 3D Gain pattern and efficiency shown above is as measured with the antenna mounted on a particular GE meter at 3'O Clock position.